


	TOWN OF ATHERTON - POST PARCEL TAX							
	FIVE-YEAR CAPITAL IMPROVEMENT PROGRAM							
	FISCAL YEARS ENDING JUNE 30, 2023 TO 2028							
	Account	Fund Name	Forecast 2024	Forecast 2025	Forecast 2026	Forecast 2027	Forecast 2028	Five Year Total
SPECIAL PARCEL TAX - FUND 201								
	BEGINNING FUND BALANCE		\$ 113,173	\$ 3,173	\$ 3,173	\$ 3,173	\$ 3,173	
Revenue								
201-00-40003-000	Special Tax							\$
201-00-48001-000	Interest Income							\$
201-00-45020-000	Other Reimbursements							\$
								\$
	TOTAL REVENUE - FUND 201		\$	\$	\$	\$	\$	\$
Expenditures								
201-50-56003-000	Road Maintenance Program		\$ 110,000					\$ 110,000
201-50-56034-000	Drainage Improvements Original Budget							\$
	Drainage Improvements ECR Cross Streets							\$
	TOTAL EXPENDITURES - FUND 201		\$ 110,000	\$	\$	\$	\$	\$ 110,000
SPECIAL PARCEL TAX - FUND 201								
	ENDING FUND BALANCE		\$ 3,173	\$ 3,173	\$ 3,173	\$ 3,173	\$ 3,173	
MEASURE A - FUND 202								
	BEGINNING FUND BALANCE		\$ 151,489	\$ 196,489	\$ 241,489	\$ 286,489	\$ 331,489	
Revenue								
202-00-41003-050	Transportation Co Measure A Sales Tax		\$ 430,000	\$ 370,000	\$ 370,000	\$ 370,000	\$ 370,000	\$ 1,910,000
202-00-48001-050	Interest Income							\$
	TOTAL REVENUE - FUND 202		\$ 430,000	\$ 370,000	\$ 370,000	\$ 370,000	\$ 370,000	\$ 1,910,000
Expenditures								
202-50-52001-000	Annual Financial Audit (Measure A)							\$
202-50-54025-000	Congestion Relief (C/CAG) Fee							\$
202-50-56003-000	Road Maintenance Program		\$ 280,000	\$ 250,000	\$ 250,000	\$ 250,000	\$ 250,000	\$ 1,280,000
202-50-56059-000	Bike & Pedestrian Improvement Program		\$ 25,000	\$ 25,000	\$ 25,000	\$ 25,000	\$ 25,000	\$ 125,000
202-50-56064-000	Traffic Safety Improvement Program		\$ 25,000	\$ 25,000	\$ 25,000	\$ 25,000	\$ 25,000	\$ 125,000
202-50-56070-000	Traffic Control Devices Program		\$ 15,000	\$ 15,000	\$ 15,000	\$ 15,000	\$ 15,000	\$ 75,000
202-50-56078-000	Neighborhood Traffic Management Program		\$ 40,000	\$ 10,000	\$ 10,000	\$ 10,000	\$ 10,000	\$ 80,000
	TOTAL EXPENDITURES - FUND 202		\$ 385,000	\$ 325,000	\$ 325,000	\$ 325,000	\$ 325,000	\$ 1,685,000
MEASURE A - FUND 202								
	ENDING FUND BALANCE		\$ 196,489	\$ 241,489	\$ 286,489	\$ 331,489	\$ 376,489	

	TOWN OF ATHERTON - POST PARCEL TAX							
	FIVE-YEAR CAPITAL IMPROVEMENT PROGRAM							
	FISCAL YEARS ENDING JUNE 30, 2023 TO 2028							
	Account	Fund Name	Forecast 2024	Forecast 2025	Forecast 2026	Forecast 2027	Forecast 2028	Five Year Total
GAS TAX - FUND 203								
	BEGINNING FUND BALANCE		\$ 206,529	\$ 281,529	\$ 331,529	\$ 381,529	\$ 431,529	
Revenue								
203-00-45001-050	Gas Tax - 2105		\$ 375,000	\$ 350,000	\$ 350,000	\$ 350,000	\$ 350,000	\$ 1,775,000
								\$
	TOTAL REVENUE - FUND 203		\$ 375,000	\$ 350,000	\$ 350,000	\$ 350,000	\$ 350,000	\$ 1,775,000
Expenditures								
203-50-52001-000	State Controller Street Report Preparation Fee							\$
203-50-54026-000	C/CAG Gas Tax Fee							\$
203-50-56003-000	Road Maintenace Program		\$ 150,000	\$ 150,000	\$ 150,000	\$ 150,000	\$ 150,000	\$ 750,000
203-50-56999-000	Engineering/Staff Costs (estimate)		\$ 150,000	\$ 150,000	\$ 150,000	\$ 150,000	\$ 150,000	\$ 750,000
	TOTAL EXPENDITURES - FUND 203		\$ 300,000	\$ 300,000	\$ 300,000	\$ 300,000	\$ 300,000	\$ 1,500,000
	GAS TAX - FUND 203							
	ENDING FUND BALANCE		\$ 281,529	\$ 331,529	\$ 381,529	\$ 431,529	\$ 481,529	
COUNTY MEASURE M- FUND 204								
	BEGINNING FUND BALANCE		\$ 216,149	\$ 216,149	\$ 201,149	\$ 186,149	\$ 171,149	
Revenue								
204-00-45025-050	SMC Vehicle Registration Fee		\$ 75,000	\$ 75,000	\$ 75,000	\$ 75,000	\$ 75,000	\$ 375,000
204-00-48001-050	Interest Income							\$
	TOTAL REVENUE - FUND 204		\$ 75,000	\$ 75,000	\$ 75,000	\$ 75,000	\$ 75,000	\$ 375,000
Expenditures								
204-50-56003-000	Road Maintenance Program		\$ 60,000	\$ 75,000	\$ 75,000	\$ 75,000	\$ 75,000	\$ 360,000
204-50-56064-000	Traffic Safety		\$ 15,000	\$ 15,000	\$ 15,000	\$ 15,000	\$ 15,000	\$ 75,000
	TOTAL EXPENDITURES - FUND 204		\$ 75,000	\$ 90,000	\$ 90,000	\$ 90,000	\$ 90,000	\$ 435,000
	COUNTY MEASURE M- FUND 204							
	ENDING FUND BALANCE		\$ 216,149	\$ 201,149	\$ 186,149	\$ 171,149	\$ 156,149	

	TOWN OF ATHERTON - POST PARCEL TAX						
	FIVE-YEAR CAPITAL IMPROVEMENT PROGRAM						
	FISCAL YEARS ENDING JUNE 30, 2023 TO 2028						
Account	Fund Name	Forecast 2024	Forecast 2025	Forecast 2026	Forecast 2027	Forecast 2028	Five Year Total
COUNTY MEASURE W- FUND 205							
	BEGINNING FUND BALANCE	\$ 524,243	\$ 529,243	\$ 534,243	\$ 539,243	\$ 544,243	
Revenue							
205-00-45030-000	Measure W County half cent Sale Tax Congestion Relief Tax	\$ 145,000	\$ 145,000	\$ 145,000	\$ 145,000	\$ 145,000	\$ 725,000
							\$
	TOTAL REVENUE - FUND 205	\$ 145,000	\$ 145,000	\$ 145,000	\$ 145,000	\$ 145,000	\$ 725,000
Expenditures							
205-50-56003-000	Road Maintenance	\$ 140,000	\$ 140,000	\$ 140,000	\$ 140,000	\$ 140,000	\$ 700,000
	TOTAL EXPENDITURES - FUND 205	\$ 140,000	\$ 140,000	\$ 140,000	\$ 140,000	\$ 140,000	\$ 700,000
COUNTY MEASURE W- FUND 205							
	ENDING FUND BALANCE	\$ 529,243	\$ 534,243	\$ 539,243	\$ 544,243	\$ 549,243	
CAPITAL IMPROVEMENT PROJECTS - FUND 401							
	BEGINNING FUND BALANCE	\$ 1,467,373	\$ 1,432,373	\$ 3,447,373	\$ 3,437,373	\$ 3,427,373	
Revenue							
	CalTrain revenue Grant (Measure A)						\$
401-00-49001-000	Transfer In from General Fund	\$ 5,890,000	\$ 8,940,000	\$ 3,690,000	\$ 2,940,000	\$ 4,740,000	\$ 26,200,000
	Eshoo Grant (ADPL)	\$ 1,600,000					\$ 1,600,000
	Eshoo Grant - pending (Atherton Channel - Culvert & Detention)	\$ 225,000	\$ 2,025,000				\$ 2,250,000
	TOTAL REVENUE - FUND 204	\$ 7,715,000	\$ 10,965,000	\$ 3,690,000	\$ 2,940,000	\$ 4,740,000	\$ 30,050,000
Expenditures							
401-50-54015-000	Town Center	\$ 150,000	\$ 100,000	\$ 100,000			\$ 350,000
401-50-56059-000	Bike & Ped	\$ 1,250,000	\$ 750,000	\$ 1,750,000	\$ 1,000,000	\$ 500,000	\$ 5,250,000
401-50-56063-000	Park Master Plan	\$ 200,000	\$ 1,150,000	\$ 400,000	\$ 150,000	\$ 150,000	\$ 2,050,000
	General Assessment & Repairs	\$ 100,000	\$ 100,000	\$ 100,000	\$ 100,000	\$ 100,000	\$ 500,000
401-50-56091-000	Drainage Improvements (Atherton Channel Assessment and Relining)	\$ 2,900,000	\$ 4,825,000	\$	\$ 250,000	\$ 2,500,000	\$ 10,475,000
401-50-56003-203	Road Maintenace Program	\$ 840,000	\$ 840,000	\$ 840,000	\$ 840,000	\$ 840,000	\$ 4,200,000
401-50-56093-000	Traffic Safety Improvement Program-Alameda De Las Pulgas Improvement	\$ 1,850,000					\$ 1,850,000
401-50-56060-000	Accessibility Improvement Program	\$ 10,000	\$ 10,000	\$ 10,000	\$ 10,000	\$ 10,000	\$ 50,000
401-50-56080-000	Green Infrasturcture Plan-	\$ 200,000	\$ 200,000	\$ 200,000	\$ 200,000	\$ 250,000	\$ 1,050,000
	Facility Replacement/Improvements	\$ 250,000	\$ 300,000	\$ 300,000	\$ 400,000	\$ 400,000	
	TOTAL EXPENDITURES - FUND 401	\$ 7,750,000	\$ 8,950,000	\$ 3,700,000	\$ 2,950,000	\$ 4,750,000	\$ 28,100,000
CAPITAL IMPROVEMENT PROJECTS - FUND 401							
	ENDING FUND BALANCE	\$ 1,432,373	\$ 3,447,373	\$ 3,437,373	\$ 3,427,373	\$ 3,417,373	

	TOWN OF ATHERTON - POST PARCEL TAX						
	FIVE-YEAR CAPITAL IMPROVEMENT PROGRAM						
	FISCAL YEARS ENDING JUNE 30, 2023 TO 2028						
Account	Fund Name	Forecast 2024	Forecast 2025	Forecast 2026	Forecast 2027	Forecast 2028	Five Year Total
ATHERTON CHANNEL- FUND 403							
	BEGINNING FUND BALANCE	\$ 675,256	\$ 592,256	\$ 609,571	\$ 676,886	\$ 744,201	
Revenue							
403-00-40001-050	Secured Property Tax	\$ 98,985	\$ 99,300	\$ 99,300	\$ 99,300	\$ 99,300	\$ 496,185
403-00-40002-050	Unsecured Property Tax	\$ 6,000	\$ 6,000	\$ 6,000	\$ 6,000	\$ 6,000	\$ 30,000
403-00-40004-050	SB 813 Redemption-supplemental	\$ 3,275	\$ 3,275	\$ 3,275	\$ 3,275	\$ 3,275	\$ 16,375
403-00-40005-050	Home Owners Exemption	\$ 240	\$ 240	\$ 240	\$ 240	\$ 240	\$ 1,200
403-00-40008-050	ERAF Subvention	\$ 17,300	\$ 17,300	\$ 17,300	\$ 17,300	\$ 17,300	\$ 86,500
403-00-48001-050	Interest Income	\$ 1,200	\$ 1,200	\$ 1,200	\$ 1,200	\$ 1,200	\$ 6,000
							\$
	TOTAL REVENUE - FUND 403	\$ 127,000	\$ 127,315	\$ 127,315	\$ 127,315	\$ 127,315	\$ 636,260
Expenditures							
403-50-56037-000	Upper Channel Repair Monitoring Phase 1	\$ 10,000	\$ 10,000	\$ 10,000	\$ 10,000	\$ 10,000	\$ 50,000
403-50-56077-000	Drainage Improvements (Atherton Channel Assessment and Relining)	\$ 200,000					\$ 200,000
	Drainage Improvements		\$ 100,000	\$ 50,000	\$ 50,000	\$ 50,000	\$ 250,000
403-50-56080-000	Green Infrastructure Plan						\$
	TOTAL EXPENDITURES - FUND 403	\$ 210,000	\$ 110,000	\$ 60,000	\$ 60,000	\$ 60,000	\$ 500,000
	ATHERTON CHANNEL- FUND 403						
	ENDING FUND BALANCE	\$ 592,256	\$ 609,571	\$ 676,886	\$ 744,201	\$ 811,516	